


RSL Millworks Molding Profiles Available

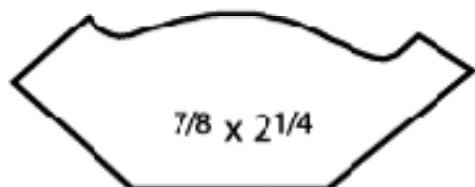
www.rslmillworks.com Copyright 2009 RSL Millworks

(570) 539-8666



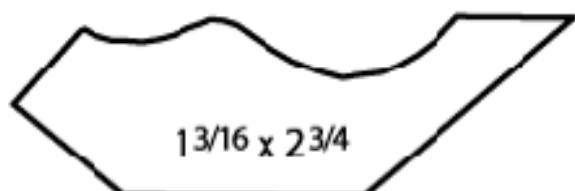
$1\frac{3}{16}$ x $2\frac{5}{8}$

CROWN RSL #1



$\frac{7}{8}$ x $2\frac{1}{4}$

CROWN RSL #2



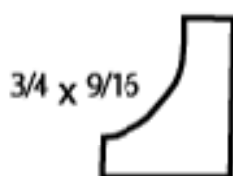
$1\frac{3}{16}$ x $2\frac{3}{4}$

CROWN RSL #3



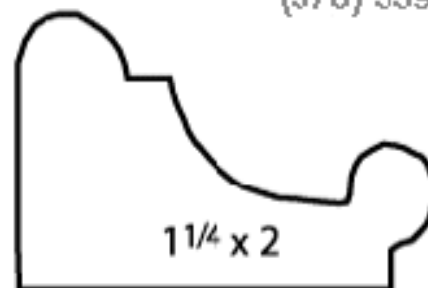
$\frac{3}{4}$ x $1\frac{1}{4}$

RSL TRIM #1



$\frac{3}{4}$ x $\frac{9}{16}$

RSL TRIM #2



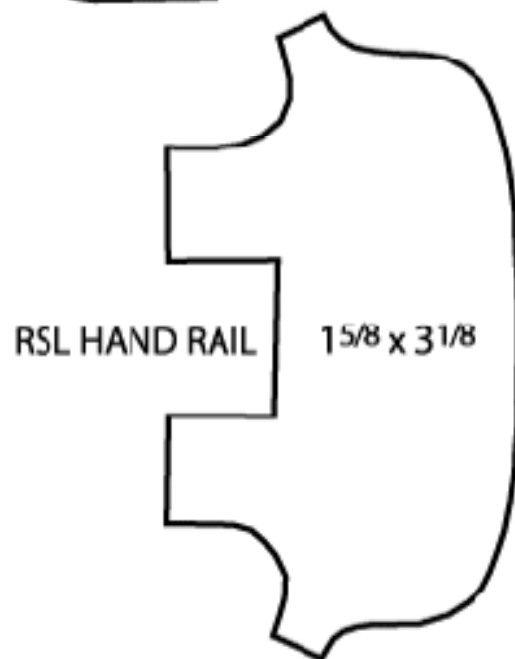
$1\frac{1}{4}$ x 2

RSL TRIM #3



$\frac{3}{4}$ x $1\frac{3}{4}$

RSL TRIM #4




RSL HAND RAIL

$1\frac{5}{8}$ x $3\frac{1}{8}$



RSL VG

* $\frac{3}{4}$ random or special width



RSL T & G

* $\frac{3}{4}$ random or special width

* standard random 3" - 4" - 5"

ADDITIONAL CUSTOM PROFILES ARE AVAILABLE UPON REQUEST